










# Spare Parts List

Burner part no.

**E32-100-102-111-00**

Burner description.










X400-1 12 volt dc brushed - Rev 1

Group	Item	Part number	Description
Accessories		E80-001-001-002-00	Burner mounting flange
		E80-400-112-420-00	Screw
		E80-500-001-001-04	Burner mounting gasket
		F01-600-S-1/4F1/4F	600mm long-life 1/4"F cone x 1/4"F cone flexible oil line
		E80-299-004-001-00	3mm hex allen key
		E80-299-004-001-01	4mm hex allen key
Air intake assembly		E80-001-008-002-00	Pump mounting flange
		E80-008-004-001-02	Air damper plate - Inner
		E80-008-004-001-03	Air damper plate - Outer
Combustion assembly		E80-004-004-004-00	Blast tube type ETB 10-5-16-8 80mm

# Spare Parts List

Burner description.

X400-1 12 volt dc brushed - Rev 1

Group	Item	Part number	Description
		E80-500-008-000-00	Gasket - Blast tube to fanhouse
		E80-500-006-121-00	O' ring - Blast tube to burner mounting flange 89mm ID x 5mm
		D01-030F6904	0.40 US Gal x 60° S Danfoss nozzle
		E80-300-802-101-00	Inner assembly including nozzle holder
		E80-200-300-000-01	Electrode block
		E80-002-011-000-02	Electrode holder
		E80-610-111-330-00	Ignition cable 3mm angled x 3mm straight
		E80-002-017-000-03	Inner assembly sliding bracket (fixed)
Electronics assembly		E80-002-008-000-08	Controls chassis

# Spare Parts List

Burner description.

X400-1 12 volt dc brushed - Rev 1

Group	Item	Part number	Description
		X10-0132	Transformer mounting bracket
		X10-0133	Extension bracket
		E80-006-006-000-01	Electronics cover
		S01-DKO992-24	DKO992 mod 22 24v dc control box
		S01-S98	S98 control box base
		S01-ZT930-24	ZT930 ignition unit 24v dc
		D01-052F0132	Mains lead for ignition unit 320mm
		S01-MZ770S-2	MZ770S photocell head only
		S01-59101	Mounting flange for MZ photocell

# Spare Parts List

Burner description.

X400-1 12 volt dc brushed - Rev 1

Group	Item	Part number	Description
		S01-FZ711S-030	Cable for MZ photocell 300mm
		X01-DD72-12-24	Converter 12 to 24 volt dc 3 amp un-isolated
		S05-1432797-1	Mini ISO 24v dc relay 15 amp
		X01-0048	Cable gland black hex IP68 M16 5-7mm
		E80-302-006-212-00	12 pin male plug-in terminal strip Only 6 used
		E80-302-006-312-00	12 pin female plug-in terminal strip Only 6 used
		D01-071G0204	3 pin pump solenoid cable 710mm
		X01-0044	7 pin Wieland plug
		X01-0001	7 pin Wieland socket

Spare Parts List		Burner description.	X400-1 12 volt dc brushed - Rev 1
Group	Item	Part number	Description
Fanhouse assembly		E80-005-003-002-00	Fanhouse
		E80-006-005-000-03	Side cover - Low voltage
		E80-500-005-120-00	Neoprene sponge sealing cord. 650mm required
		E80-502-100-000-03	Grommet for ignition cables
		E80-502-200-001-00	Grommet for inner assembly
Motor/pump assembly		M02-1-45-01	Motor 45 watt 12 volt dc brushed
		X09-0034	Replacement brushes for motor (Part no is kit of 2)
		X10-0023	Motor flange for 24volt motor
		E80-001-002-001-00	Motor mounting flange

# Spare Parts List

Burner description.

X400-1 12 volt dc brushed - Rev 1

Group	Item	Part number	Description
		E80-202-331-100-00	Fan 120mm x 52mm lefthand rotation
		C01-00-113-98202	Fan and pump coupling
		C01-00-114-01009	Flexible drive
		D01-071N4143-24	BFP11R3 24v dc oil pump
		D01-071N0802	Solenoid coil 24v dc for BFP oil pump (blue) Use instead of the Suntec version (orange)
		E80-300-202-204-02	Brass manifold 1/8"M x 1/8"M for pressure gauge
		F01-1/4M-1/4C	Nipple 1/8"M x 1/8"F cone Inlet to pump
		X01-367-5786	Elbow 1/8"M BSPT Pump outlet to solenoid valve
		D03-0008	Normally closed 2 way solenoid body 1/8"F x 1/8"F

# Spare Parts List

Burner description.

X400-1 12 volt dc brushed - Rev 1

Group

Item

Part number

Description



D03-0005

Solenoid valve coil 24v dc plugged



E80-300-800-020-02

Outer oil pipe - Pump to nozzle assembly