TBG... LX ME

From 200 to 2000 kW

Low NOx

CE 0085

Conform to:
Gas Directive 90/396/CEE
E.M.C. Directive 89/336/CEE
L.V. Directive 73/23/CEE
Reference standard: EN676

TECHNICAL AND FUNCTIONAL CHARACTERISTICS

- Low NOx and CO emissions gas burner compliant with European standard EN676 "Classe III".
- Two-stage progressive/modulating operation.
- Ability to operate with output modulation by means of automatic RWF40 regulator mounted on the control panel (to be ordered separately with the modulation kit).
- Gas adjustment by throttle valve controlled by electronically controlled step servo motor.
- Partial combustion gas recirculation blast-pipe with low NOx emissions (class III).
- High ventilation efficiency, low electrical input, low noise.
- Hinge opening on both sides for easy access to the combustion head when burner is installed.
- Air capacity adjustment by means of linear opening damper using electronically controlled step servo motor.
- Air damper closing when burner does not work.
- Electrical panel that connects by 4 and 7 pole plugs/sockets (standard accessories).
- Electrical panel with protection rating of IP 55.
- Sliding boiler coupling flange to adapt the head protrusion to the various types of boilers.
- Modulation ratio 1:5.
- Gas train inlet can be mounted either upward or downward.

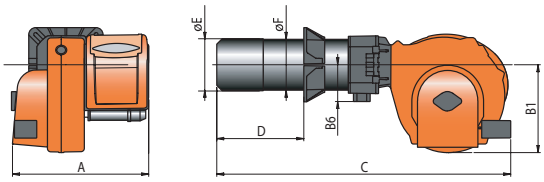

Model	A mm	B 1 mm	B 6 mm	C mm	D mm	E mm	F mm
TBG 140 LX ME	610	380	200	1315	200 ÷ 450	240	219
TBG 200 LX ME	610	380	200	1315	200 ÷ 450	250	219

CONSTRUCTION CHARACTERISTICS

The burner consists of:
- Combustion air input with sound insulation and designed for optimal air damper opening linearity.
- Light die-cast aluminium alloy electrical panel.
- Control panel with display diagram for working mode with indication lights, start/stop switch, burner shut-off selector and burner unblocking button; possibility to install RWF 40 electronic modulator.
- Electronic control box compliant with standard EN298, with microprocessor, integrated valves' tighness control; suitable for eBus connection.
- Working sequence and fault code display.
- Ionizer electrode flame detection.
- Intelligent connectors for burner/train (error proof).

To be ordered separately:
- Gas train with safety and operation valve, minimum pressure switch, pressure regulator and gas filter.

Thermal output kW	Model	Part no.	Electrical supply	Motor kW	Size of packaging L x P x H mm	Weight kg	Notes
Frequency 50 Hz							
200 ÷ 1450	TBG 140 LX ME	17670010	3N AC 50Hz 400V	2,2	1080 x 770 x 700	91	4) 13)
475 ÷ 2000	TBG 200 LX ME	17740010	3N AC 50Hz 400V	3,0	1080 x 770 x 700	94	4) 13)

Modulating mode

Part.no	
98000053	Kit RWF 40 - Modulation kit (see page 230).

Accessories available on request

Part no.	
97980053	Soundproof burner cover (see page 247)

Gas burner accessories

Boiler coupling kit – 4 and 7 pin plug

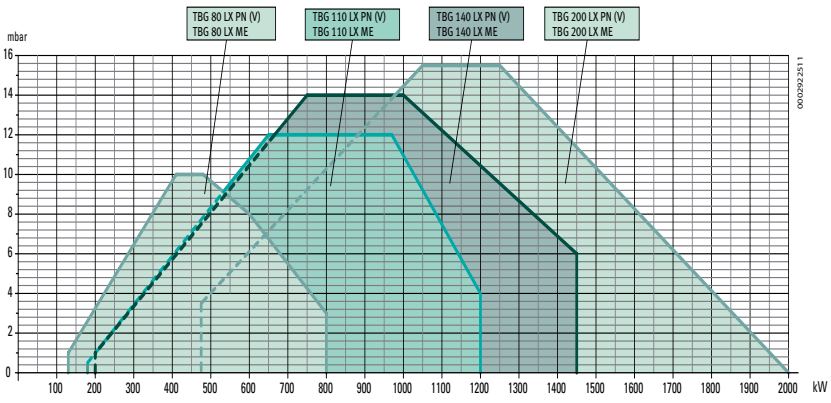

Notes

4) Equipped with automatic device for air closing.
13) Equipped with valve tightness control.
**) Maximum gas pressure at pressure regulator in CE version, at gas train for EXP version.
Net calorific value of natural gas: Hi = 35,80 MJ/m^3 = 8550 kcal/m^3, at reference conditions of 0°C, 1013 mbar.

CE gas train version complies with EN676, EXP gas train version is for extra-European markets

Burner model	Gas type	Version	Curve on graph		P.Max** mbar	Gas train Part no.	Regulator with incorporated filter Part no.	Burner/gas train adapter Part no.	Valve tightness control kit Part no.	Pic.	Notes
TBG 140 LX ME	NATURAL GAS	CE / EXP	99A		500	19990522	Included	96000007	Included	D2	
			99B		500	19990523	Included	–	Included	D2	
			99C		500	19990525	Included	–	Included	D2	
TBG 200 LX ME	NATURAL GAS	CE / EXP	91A		500	19990523	Included	–	Included	D2	
			91B		500	19990525	Included	–	Included	D2	
			91C		500	19990526	Included	–	Included	D2	
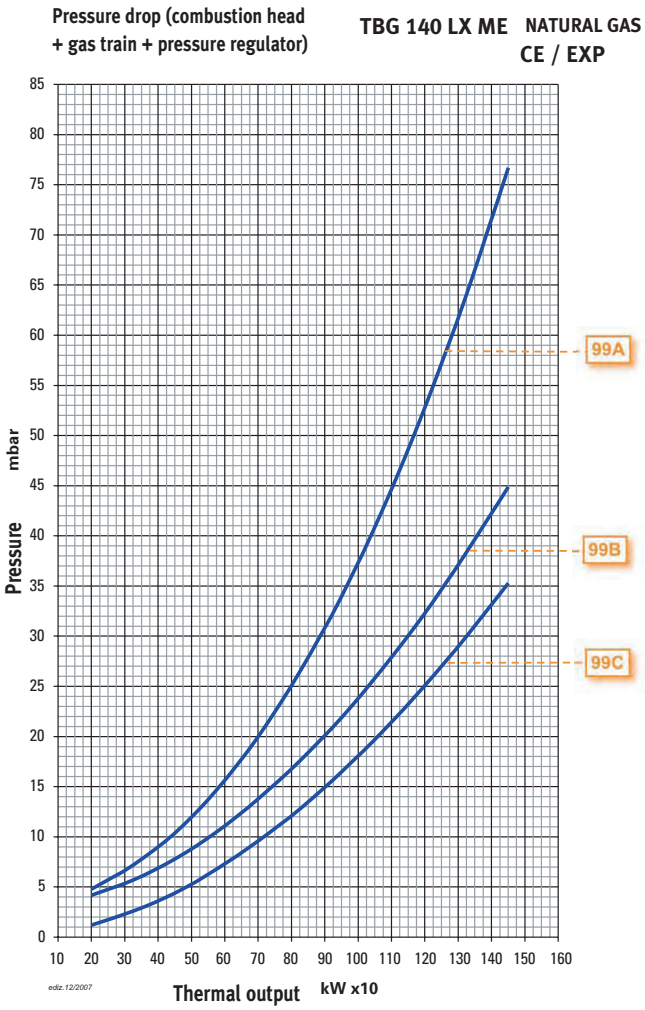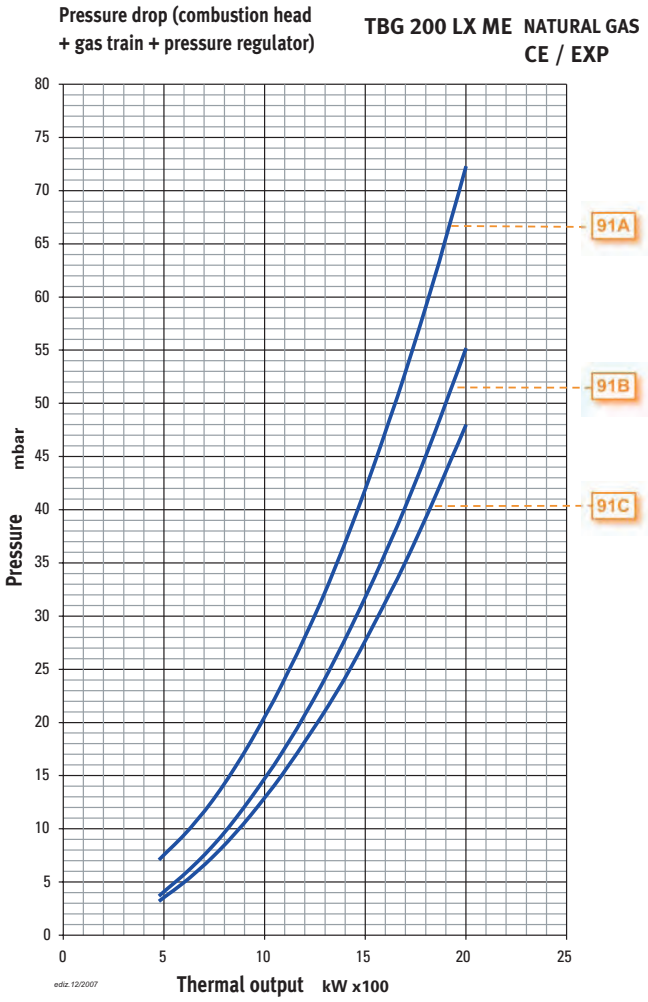
To choose the correct gas train please refer to the information on page 10.
For information on the structure, composition, and size of the gas train please refer to the diagrams on page 234.